

---


Demographic Snapshot	%
Heterosexual	89%
White/Caucasian	68%
Asian	25%

n= 443

n= 444







Quick Takes

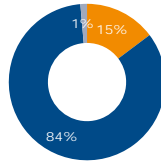
- Three respondents experienced at least one incident of sexual misconduct at least one time since the beginning of the school year.
- Nearly one fifth of female respondents experienced unwanted sexual contact prior to college.
- Respondents most commonly experienced someone fondling, kissing, or rubbing against the private areas of their body or removing some of their clothes.

Avg. n= 1

All Students

n= 366

Has anyone had or attempted to have unwanted sexual














[Report Contents](#)

[Report Introduction](#)

[Survey Methods](#)

[Demographics](#)

[Campus Climate and Harassment](#)

[Prevention Training and Student Knowledge](#)

[Sexual Violence Experiences](#)

[Perpetrator Behavior, Relationship, Location of the Incident](#)

[Reporting an Incident](#)

[Stalking](#)

[Partner Violence](#)


[Community Behaviors](#)

[Community Attitudes](#)

[EAB Resources](#)

Your institution did not administer this survey module.

<< Previous



All Students

Avg. n= 352

Quick Takes

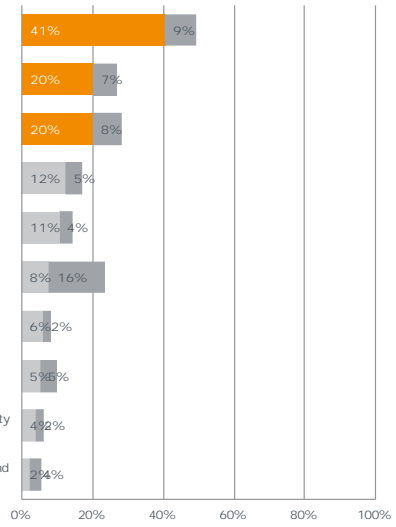
- A greater percentage of male respondents agreed/strongly agreed with most of the statements compared to female respondents.
- Nearly half of respondents believe that rape and sexual violence can happen unintentionally, especially if alcohol is involved.
- Nine percent of respondents indicated that sexual misconduct was somewhat or definitely a problem.

Notes

- These statements are adapted from the Illinois Rape Myth Acceptance Scale.
- The statements are intentionally heteronormative.


It is not necessary to get consent before sexual activity

It shouldn't be considered rape if a man is drunk and didn't realize what he was doing.



All Students

n= 355

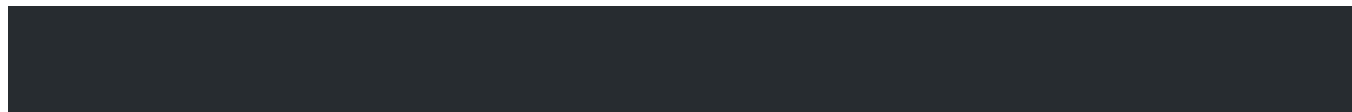


**Sexual Misconduct Reporting: Critical Areas for Colleges and Universities to Address**

Instances of sexual misconduct are vastly underreported on college and university campuses. This study discusses how to recalibrate education and outreach for the campus community, redesign reporting options for students, and streamline institutional report intake and management processes. This study also explores how institutions are using campus climate and reporting data to drive decision-



Your laboratory	3	0.8%
Your clinical training site	4	1.1%
A partner institution	1	0.3%
No experience	351	97.8%



Your laboratory	1	0.3%
Your clinical training site	1	0.3%
Texas Medical Center	2	0.6%
No experience	353	98.9%



School of Medicine student	116	32.2%
School of Allied Health Sciences student	34	9.4%
Graduate School of Biomedical Sciences student	78	21.7%
Resident	65	18.1%
Fellow	32	8.9%
Post-Doctoral Trainee	35	9.7%